

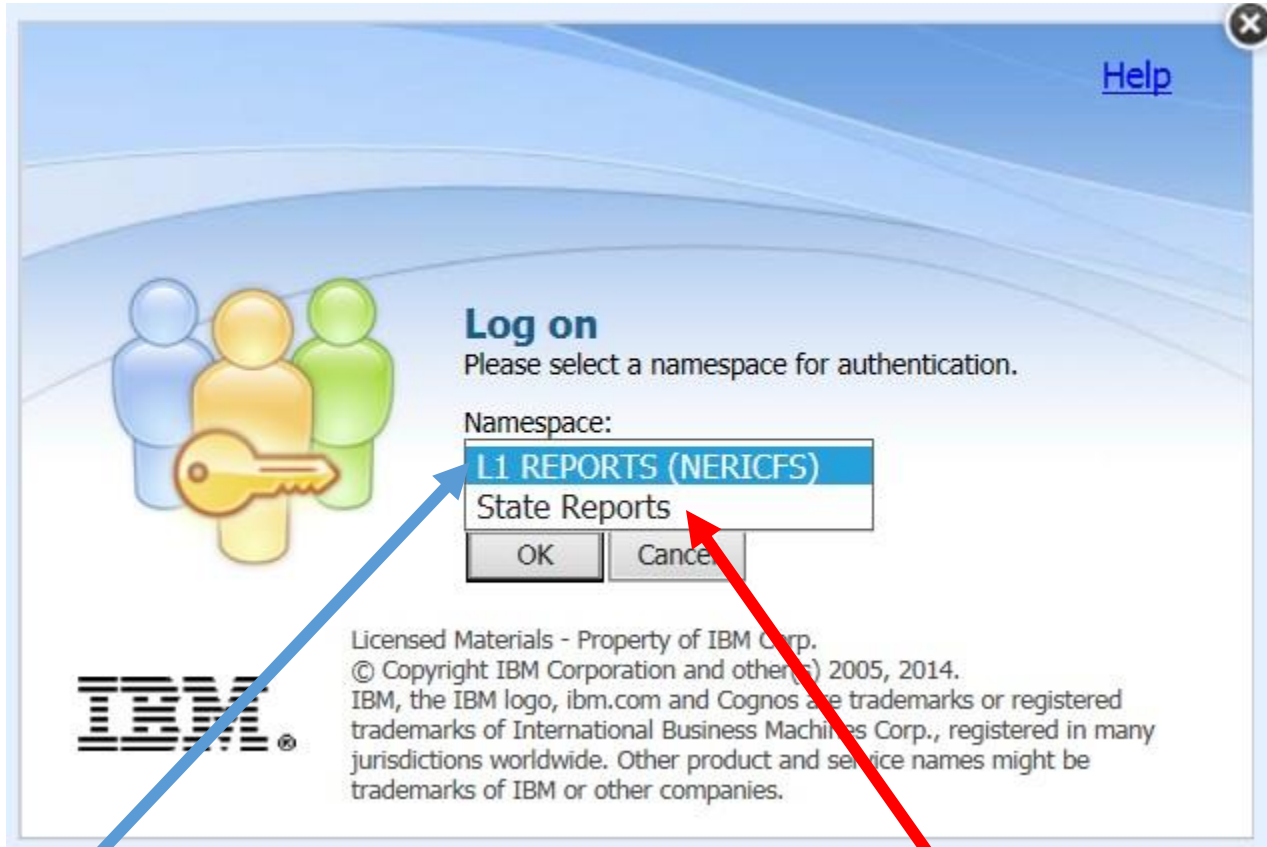


COGNOS REPORTS

L1 Reports (L1RPT) vs State Reports (L2RPT) Cheat Sheet

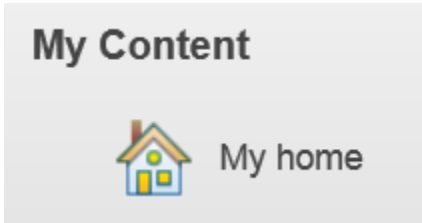
If you experience any issues with the website please send an email to testing@neric.org or call 862-5314

Click [HERE](#) for a link to Cognos Reports log on page



- To view Level 1 Reports:
- Select **L1 REPORTS (NERICFS)** from dropdown
 - Click OK
 - Enter your User ID and Password
 - firstname.lastname
 - Click OK
 - Click My home to access your folders/reports

- To view Level 2 Reports:
- Select **State Reports** from dropdown
 - Click OK
 - Enter your **SEDDAS/IRS Portal** User ID and Password
 - Click OK
 - Click My home to access your folders/reports



- To return to the Log on page:
- Click the arrow next to "Log On"
 - Choose Log Off
 - Click on "Log on again"
 - Choose L1 or State Reports



Level 1 Reports

Available Reports

Click on _____ to get:

| Name |
|--|
| 0 Common Data Views (Statewide) |
| 00 Common Data Views (Regional Consortium) |
| 01 3-8 Assessment Reports |
| 02 Regents Reports |
| 03 Other Assessments |
| 04 Program Services Reports |
| 05 Post Secondary Reports |
| 06 Student Demographics |

0 | Common Data Views (Statewide):

These reports are a result of a collaboration of RICs, Big 5, and NY City centers across NYS. Reports include Individual Performance, Gap Analysis, Released Questions, p-value, and CR Distribution of Points.

00 | Common Data Views (Regional Consortium):

These reports are a collaboration of NERIC, MORIC, SCRIC, and MHRIC. Reports include CR Score Distribution, Individual Student Performance, Item Response/Gap Analysis, Released Questions, Performance/Gap Analysis, and p-value.

01 | 3-8 Assessment Reports: These reports show ELA 3-8, Math 3-8, Science 4/8, NYSAA, and NYSESLAT Assessments results By Skill, By Date, By Score, and By Subscore. Also Student Assessment Trends, Refusal Analysis and Strand Analysis.

02 | Regents Reports: These reports show Regents Assessment results By Skill, By Date [Longitudinal], and By Score.

03 | Other Assessments: These reports show results for RCT, NYSAA, NYSITELL and NYSESLAT.

04 | Program Services Reports: These reports show Program Services by BOCES, CTE, NYSAA, LEP-ELL, and Other Programs.

05 | Post Secondary Reports: These reports show Post Secondary results by Aspirational Performance and 9th Grade Cohort.

06 | Student Demographics: These reports show Student Cohort Listing, Student Profile, and NYSSIS ID Lookup.


Helpful Websites:

- L1 Report Samples <http://neric.org/Testing/Reports.cfm>
- L2 Report Guides <http://www.p12.nysed.gov/irs/level2reports/reportguides.html>
- SED SIRS Policy Manual <http://www.p12.nysed.gov/irs/sirs/>
- engageNY <http://www.engageny.org/>

Level 2 Reports - State Reports

New York State Reports

Click on _____ to get:

| Name |
|---|
| Accountability Reports (SIRS 101-103) |
| Annual Outcomes (SIRS 307-310) |
| Attendance (SIRS 351,360,361) |
| Beds (SIRS 312-314,316,319,323,350) |
| Course Reports (SIRS 311,315,321) |
| CTE (SIRS 306) |
| Post Secondary (SIRS 601,602,603,604) |
| Reasonableness (SIRS 401,405) |
| Score Reports (SIRS 501) |
| Staff Reports (SIRS 317,318,320,322,324,325) |
| Tested / Not Tested (SIRS 104,301,302) |
| Total Cohort Reports (SIRS 201,202) |
| UIAS (SIRS 701) |
|  Verify Active State Account |

Accountability Reports for High School,

Elementary/Middle Level, and NYSESLAT

Annual Outcomes for Dropout & Non-Completer,

Graduation & Post Graduation, Regents, and Regents Competency

Attendance Summary Report (Students)

BEDS Day Enrollment: For State Aid, By Enrollment

Location, By District of Residence, For District PK, By Resident District, For Free/Reduced Lunch Eligible Students, and Monthly Student Enrollment Summary

Course Reports: By Teacher/Course, By Teacher Student Data Linkage, and By Student Class Grade

Career and Technical Education Report

Post Secondary: Enrollment Summary, Enrollment &

Progress of Student by HS Cohort, Enrollment Freshman to Sophomore Retention, and Graduation Summary

Reasonableness: Report and Annual Assessment at-a-glance

Score Report: NYSTP [ELA 3-8, Math 3-8, Science 4/8],

Score Report NYSAA, and Score Report NYSESLAT

Staff Reports: by Staff Evaluation Rating, Staff

Assignment, Staff Snapshot, and Staff Tenure

Tested/Not Tested: Reports by NYSITELL, T/NT

Confirmation, and T/NT Confirmation All Assessments

Total Cohort: Summary and Total Cohort Assessment Summary

UIAS: Audit Report

Verify Active State Account - Your account information